

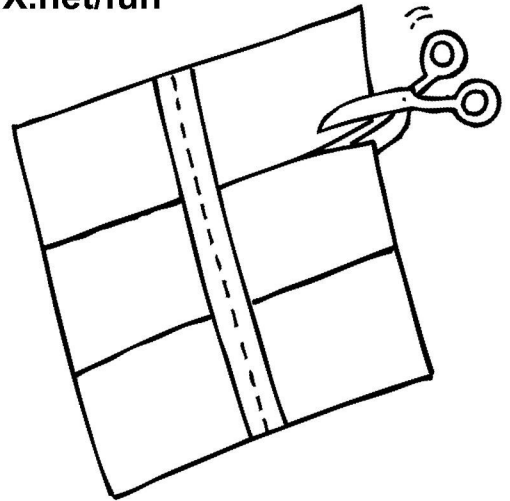
Be a Cool Bookworm and Make Your Own Cool Little Book...



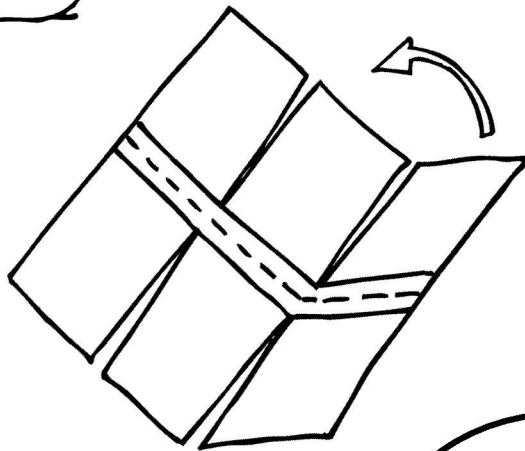
1. Use the attached MAKE A LITTLE BOOK template or print one out at www.MARKIX.net/fun

2. Cut along the black line.

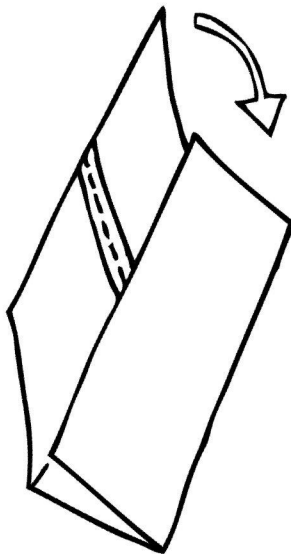
(Caution: Do not cut into the gray area.)



3. Fold the bottom third over.




4. Fold the top third over.



Now you have a cool little book to fill with a story and illustrations!

5.

Fold in half .



FOLD

CUT

CUT

FOLD

CUT

CUT

FOLD